




VYBO Electric a.s.								
Data Sheet			No.					
Three Phase Induction Motor			Drawing No.					
Customer								
Client reference								
Type		4LC-315L 2-4 200KW 400/690V 50HZ						
Brand		VYBO Electric						
Identification								
Type:	4LC-315L 2-4		Frame:	315		mm		
Power:	200 kW		Poles:	4		P		
Rated Current:	380 V	357	A	Rated Voltage:	400	/	690 V	
	400 V	339		Connection:	Δ/Y			
	415 V	327		Insulation Class:	F			
Speed:	1490 rpm		Temperature Rise:					
Frequency:	50 Hz		Service Factor:	1,0				
Direct on line starting torque ratio (LRT/RLT):	1,8		Duty:	S1, S2, S3, S4-S9				
Direct on line pull out torque ratio (BDT/RLT):	2,2		Ambient Temperature:	-35~50°C				
Direct on line starting current ratio (LRA/RLA):	8,5		Altitude:	1000m				
Efficiency:	96,7	%	Protection Degree:	IP55				
Power factor:	0,9		Cooling:	IC411				
Noise level:	88	dB(A)	Mounting:	IM B (On request)				
Weight:	1218	kg	Vibration:	2.8 mm/s				
Rotor inertia:	5,37943	kg/m <sup>2</sup>	Direction of Rotation:	Both				
			Starting Method:	DOL or VFD				
			Coupling:	DIRECT				
			Load Type:	Parabolic or linear curve				
			Terminal box:	2-M63X1.5				
				Bearing Information				
					DE		NDE	
				Bearing:	NU319C3		6319C3	
				Regreasing int.(h):				
				Grease amount(g):				
Grease:								
Notes / Accessories				Deviation Sheet				
				VYBO Electric		Customer		
Standards								
Specification:	IEC60034-1 / GB755							
Test:	IEC60034-2 / GB/T1032							
Noise:	IEC60034-9 / GB10069.3							
Vibration:	IEC60034-14 / GB10068							
Edition								
Performed		Checked		Date				
Item	Changes			Performed	Checked	Date		