




VYBO Electric a.s.								
Data Sheet				No.				
Three Phase Induction Motor				Drawing No.				
Customer								
Client reference								
Type			4LC-315M-2 132KW 400/690V 50HZ					
Brand			VYBO Electric					
Identification								
Type:	4LC-315M-2			Frame:	315		mm	
Power:	132 kW			Poles:	2		P	
Rated Current:	380 V	232	A	Rated Voltage:	400	/	690 V	
	400 V	220		Connection:	Δ/Y			
	415 V	212		Insulation Class:	F			
Speed:	2980 rpm			Temperature Rise:				
Frequency:	50 Hz			Service Factor:	1,0			
Direct on line starting torque ratio (LRT/RLT):	1,8			Duty:	S1, S2, S3, S4-S9			
Direct on line pull out torque ratio (BDT/RLT):	2,3			Ambient Temperature:	-35~50°C			
Direct on line starting current ratio (LRA/RLA):	8,5			Altitude:	1000m			
Efficiency:	96,2	%		Protection Degree:	IP55			
Power factor:	0,89			Cooling:	IC411			
Noise level:	92	dB(A)		Mounting:	IM B (On request)			
Weight:	967	kg		Vibration:	2.8 mm/s			
Rotor inertia:	2,15291	kg/m ²		Direction of Rotation:	Both			
				Starting Method:	DOL or VFD			
				Coupling:	DIRECT			
				Load Type:	Parabolic or linear curve			
				Terminal box:	2-M63X1.5			
				Bearing Information				
					DE		NDE	
				Bearing:	6317C3		6317C3	
				Regreasing int.(h):				
				Grease amount(g):				
Grease:								
Notes / Accessories				Deviation Sheet				
				VYBO Electric		Customer		
Standards								
Specification:	IEC60034-1 / GB755							
Test:	IEC60034-2 / GB/T1032							
Noise:	IEC60034-9 / GB10069.3							
Vibration:	IEC60034-14 / GB10068							
Edition								
Performed		Checked		Date				
Item	Changes			Performed	Checked	Date		